



GS LESSON CALENDAR 2019 - 2020

Sep 08 - **LEADERS CHOICE**

(get to know you games
with new leaders)

Sep 15 - Introduction

Sep 22 - Peak 1- 1

Sep 29 - Peak 1- 2

Oct 06 - Peak 1- 3

Oct 13 - **LEADERS CHOICE**
Review

Oct 20 - Peak 2 - 1

Oct 27 - Peak 2 - 2

Nov 03 - Christmas Cards

Nov 10 - Peak 2 - 3

Nov 17 - Missions Sunday

Nov 24 - Peak 2 - 4

Dec 01 - **LEADERS CHOICE**
Peak 1 & 2 Review

Dec 08 - Review Game
(Peak 1 - 2)

Dec 15 - Advent Msg

Dec 22 - Christmas Msg

Dec 29 - **LEADERS CHOICE**

Jan 05 - Peak 3 - 1

Jan 12 - Peak 3 - 2

Jan 19 - Peak 3 - 3

Jan 26 - Peak 3 - 4

Feb 02 - **LEADERS CHOICE**
Review (Peak 1-3)

Feb 09 - Review Game
(Peak 1 - 3)

Feb 16 - Peak 4 - 1

Feb 23 - Peak 4 - 2

Mar 01 - Peak 4 - 3

Mar 08 - Peak 4 - 4

Mar 15 - **LEADERS CHOICE**
Review (Peak 1-4)

Mar 22 - Review Game
(Peak 1 - 4)

Mar 29 - Peak 5 - 1

Apr 05 - Passover Seder

Apr 12 - Easter

Apr 19 - Peak 5 - 2

Apr 26 - Peak 5 - 3

May 03 - Peak 5 - 4

May 10 - **LEADERS CHOICE**
Review (Peak 1-5)

May 17 - Review Game
(Peak 1-5)

May 24 - **LEADERS CHOICE**
(Memorial Day)

End of Year Celebration

Hello Faithful Trail Guides,

I am so excited to be embarking on this new leg of our Quest together. My prayer is that this series will encourage and challenge your own walk with the Lord and in turn do a work in building up and equipping the children of RBC for their life in Christ. Let me first give you an overview of where we are going and then I'll talk specifics. Our life's purpose as created beings is essentially to glorify God. This occurs in the life of a believer as we are more and more conformed to the image of Christ by the work of the Holy Spirit. This process is often referred to as sanctification.

The Rock is a study of 5 promises God gives to those who trust in Jesus. These are areas where a follower of Jesus can be confident of God's provision. It is separated into 5 themed sections called "Peaks". Each Peak is a promise of God. The Peaks we will study are, Salvation, Prayer, Victory over Sin, Forgiveness, and Guidance. Within each Peak there are 3-4 lessons.

Each week you will find something called the "Trail Guide Devotional" on the second page of that lesson in your leaders guide. This is for your own personal devotional time and lesson prep for that week. It is my prayer that you will use these to prepare your heart to shepherd the sheep in your flock at Quest and to really give careful thought to how the lessons apply back to your own life.

With that let me give you a few tips for using the curriculum.

1. Trail Guide devotional: Always take time during the week to do the devotional, verses for meditation and read through your leaders guide.
2. Pray FOR your kids: Remember that praying is the **MOST** you can do for your kids, **NOT** the least.
3. Look up verses: During small group time have the kids look up the passages you will discuss in their Bibles instead of reading them off a sheet.
4. Spiritual temperature? Periodically ask the kids in your group (ex. "If you died today and God asked you why He should let you into heaven what would you say?").
5. Pray WITH your kids. If you don't have time to do anything else, get their prayer requests and pray together.



Additional Information

What is “Leaders Choice?” - On a Leaders Choice weekend, we **MAY** begin with a time of worship all together but there is no large group teaching time. Leaders may choose to review, do games / activities they didn’t have time for on a previous lesson or something completely different. It’s the Leader’s “choice.”

Here are some internet resources for Leaders Choice days:

1. <http://www.resourcewell.org/children-ministry> (bible memory songs, spanish resources, etc...)
2. <http://www.kidssundayschool.com/> (puzzles, crafts, games, skits...)
3. <http://www.churchleaders.com/children> (articles, podcasts, videos related to ministering to children)
4. <http://ministry-to-children.com/author/guest/> (coloring pages, lessons...)
5. <http://childrensministry.com/> (bible games, lessons by age groups, etc...)

What is the Review Quiz/Game? - The Review Quiz is an age appropriate paper or verbal quiz game aimed at assessing the effectiveness of our efforts in teaching this material to the children. These are facilitated as contests between the classes.

What do we do on Unit Review days? - Unit review days **MAY** begin with a time of worship all together and followed by a time in your age group homeroom reviewing the Big Ideas and Memory Verses covered so far.



INTRODUCTION

Peak Introduction | Grades: 1-5

Notes: We strongly encourage you to split your class time between community building activities and lesson reinforcement. Feel free to use your own resources!

SECTION VERSE VERSE ADDRESS

“Each section of this curriculum has a main memory verse. It will always be here. Except for the first section, which has 3 lessons, each section has 4 lessons.”

LESSON VERSE VERSE ADDRESS

“In each lesson we will highlight one important supporting verse here” Today’s first is the overall verse of this curriculum. Psalm 62:1-2



• This is where you will find the “Big Idea”, the one thing we want to make sure the children remember that week. This week it is, “*With Jesus we can build our lives on the Rock.*”

ACTIVITIES

- Here we will list the lesson activities. Instructions will be on a later page.
- This week you should focus on getting to know your kids.


DISCUSSION QUESTIONS

- The green dot questions are entry level.
- ★ Blue stars are a little more advanced.
- ❖ Black diamonds and we are going deeper.

These are only a starting point. You guide the conversation.

GEAR UP!

- Welcome guests
- Have children introduce themselves
- Review past prayer requests
- Record new requests in your journal



TRAIL GUIDE DEVOTIONAL

This is for you! The more spiritually tuned in to the subject matter you are, the better leader you will be for the children. This first devo is an intro.

Truly He is my rock!

As a culture we place a very high value on certainty, on assurance and security. We work towards “financial security.” We pay for car insurance, homeowners insurance, disability insurance, health insurance, and a whole host of other “inSURances,” in order to protect ourselves from financial ruin or hardship. Why? Because in order to live a life free of anxious thoughts and fear we need some assurance that if something goes “wrong” we will have a safety net. Most of us will only take risks when the potential downside of those risks is minimized. We want protection. But all of these “assurances” are only temporal and financial and a poor substitute for the real assurances we can have in our God, the giver of all good gifts, the maker of heaven and earth, and the owner of all wealth seen and unseen.

In Isaiah 36 the Assyrian King laying siege to Jerusalem taunts the Israelites with this question, “On what are you basing this confidence of yours? 5 You say you have counsel and might for war—but you speak only empty words. On whom are you depending, that you rebel against me? 6 Look, I know you are depending on Egypt, that splintered reed of a staff, which pierces the hand of anyone who leans on it! Such is Pharaoh king of Egypt to all who depend on him.” (Isaiah 36: 4-6). But Hezekiah took this before the Lord and said essentially, “Lord, our confidence is in you alone. We are not strong enough to fight this enemy. Only you can deliver us.” Hezekiah didn’t trust in Egypt or in counsel of war or ancient insurance plans, but instead in the Living God of Israel. A wise choice as the account makes clear.

Once we, like Hezekiah, have come to understand that God’s promises are trustworthy, we are able to place our “weight” on them much as a climber places his weight on his harness, ropes, and carabineers. We will find that our confidence grows as God shows himself to be faithful. The peaks God asks us to climb may increase in difficulty but each will be accompanied by an increase in our confidence in Christ. When we fall or are taken through a valley experience it will be with this same confidence that we are in the hands of our all-loving, all-powerful, all-wise God.

This year we will cover five main areas we can be sure of based on God’s promises. These are, our salvation, the power of prayer, freedom from the power of sin, forgiveness, and guidance from his Holy Spirit.

With our map now laid out before us I pray that you will meditate on the scriptures we will be exploring. I am confident that you will see your own trust in God grow as you lead these young people on their “Quest” for a deeper relationship with the Lord. Our hope is that as adults they will look back over their lives and say with the Psalmist,

“For you have been my hope, Sovereign Lord, my confidence since my youth. From birth I have relied on you.” (Psalm 71:5-6)

MEDITATING ON THE WORD

Matthew 7:24-25

Psalm 62:1-2

Deuteronomy 7:9

(These verses are here for you to look up and meditate on.)

ACTIVITIES GUIDE

Section name and Lesson #:


ACTIVITIES FOR THIS LESSON:

- Activity Names Here

These activities are suggestions, but you are welcome to add your own.

ACTIVITY #1 INSTRUCTIONS	ACTIVITY #2 INSTRUCTIONS	ACTIVITY #3 INSTRUCTIONS
HOW TO PLAY	HOW TO PLAY	HOW TO PLAY





////// ON BELAY

Peak 1: Jesus saves and no one can take you from Him

Peak: 1 | Lesson: 1 | Grades: 1-5

Notes: We strongly encourage you to split your class time between community building activities and lesson reinforcement. Feel free to use your own resources!

//////////////// SECTION VERSE

1 JOHN 5:11-12

“And this is the testimony: God has given us eternal life, and this life is in his Son. Whoever has the Son has life; whoever does not have the Son of God does not have life.”

//////////////// LESSON VERSE

JOHN 10:28

“I give them eternal life, and they shall never perish; no one will snatch them out of my hand.”



• When we are in God’s hands no one is strong enough to take us away from Him.

ACTIVITIES


- Balloon Volleyball
- Toe Fencing
- Back-to-Back
- Peak 1 Activity sheet

DISCUSSION QUESTIONS

- What do you think eternal life means?
- Who gives eternal life?
- ★ Where is eternal life found?
- ★ Who has eternal life?
- ❖ Who does not have eternal life?
- ❖ Do you believe in life after we die? why/ why not?

GEAR UP!

- Welcome guests
- Have children introduce themselves
- Review past prayer requests
- Record new requests in your journal



TRAIL GUIDE DEVOTIONAL

NO ONE CAN SNATCH THEM OUT OF MY FATHER'S HAND.

-John 10:29b

ON BELAY, LESSON 1: Jesus saves and no one can take you from Him

Daddy's Got You

To live a truly eternal life, eternal both in quality (in God's eternal presence and with His eternal purpose) and in duration (we will never perish), we must understand and place our confidence in God's assurances to us. An assurance is God's pledge, His guarantee for His children born of the Spirit through Christ. While there are experiential or subjective ways for us to get a clue as to our salvation and place in God's family, our love for the church and the things of God (1 John 2:15, 3:14), and the fruit of the Spirit (Galatians 5:22) among them, it is only God's "testimony," His solemn declaration through His Word, that stands as our objective proof of the assurance we have that, when we have believed and received His gift of eternal life through Christ Jesus, we are secure in his hands.

Why is it so important to know we are firmly held in the Father's hands? From our childhood most of us can remember hearing these words, "Come on, Daddy's got you." If you are like me you probably associate those words with an experience like standing on the edge of a swimming pool that seemed like a bottomless sea or sitting at the top of a slide that seemed like Mount Everest. As we looked down at those outstretched arms we did some very quick calculations. What has my experience been with this person up to now? Can I trust him? If our father was a trustworthy and loving father who had shown himself to have powerful arms (at least compared to ourselves) capable of catching us, we most likely took a deep breath and jumped. Experience shows us that over time our confidence level in this person grows and makes each subsequent jump easier until finally we are flinging ourselves, carefree into his arms. When Jesus says of the Father, "My Father, who has given them to me, is greater than all, and no one is able to snatch them out of the Father's hand," He is saying, "This is my Father and, through me, your Father as well and He won't let you fall. Jump. Daddy's got you." All of our other assurances in God are built upon this cornerstone. Confidence in God's faithfulness begins here.



MEDITATING ON THE WORD

John 10:28-30

1 John 5:11-12

Psalm 145:13

Hebrews 10:23

Psalm 18:2, 62:2,6-7

ACTIVITIES GUIDE

On Belay, LESSON 1: Jesus saves and no one can take you from Him

ACTIVITIES FOR THIS LESSON:

- BALLOON VOLLEYBALL
- TOE FENCING
- BACK-TO-BACK

ACTIVITY #1 BALLOON VOLLEYBALL

HOW TO PLAY

Split the group in two with a line of chairs in between. Use a balloon as the volleyball. First have the children use their hands to tap the "ball" over the net to the opposing team. You may also have them try to only use their breath to advance the "ball". If the "ball" hits the ground you award a point to the opposite team.

ACTIVITY #2 TOE FENCING

HOW TO PLAY

1. A pair faces each other, holding hands
2. They then try to tap each others toes, while simultaneously trying to avoid having their toes tapped
3. Assure that players are equally armed, bare foot to bare foot, or shoe to shoe
4. Once a player has had their toes tapped three times, they trade partners with the losing player of another pair.

ADAPTATIONS:

Have a toe-fencing tournament, with winners playing winners of other pairs, and having an ultimate winner.


ACTIVITY #3 BACK-TO-BACK

HOW TO PLAY

This is the game where you start out with two people sitting back-to-back and they have to stand straight up without using their hands. Add one person every time they stand up successfully. Our record is ten! The students will be amazed at how it works!

The Point: This is a great game for showing students what teamwork can do. It would be nearly impossible to accomplish this by oneself.





////// ON BELAY

Peak 1: Jesus saves and no one can take you from Him

Peak: 1 | Lesson: 2 | Grades: 1-5

Notes: We strongly encourage you to split your class time between community building activities and lesson reinforcement. Feel free to use your own resources!

//////////////// SECTION VERSE

1 JOHN 5:11-12

“And this is the testimony: God has given us eternal life, and this life is in his Son. Whoever has the Son has life; whoever does not have the Son of God does not have life.”

//////////////// LESSON VERSE

JOHN 20:31

“But these are written that you may believe that Jesus is the Messiah, the Son of God, and that by believing you may have life in His name.”



• The only way to have eternal life is to believe and receive the gift of Jesus

ACTIVITIES

- Drawing contest
- Peak 1 Activity sheet


See ACTIVITIES page for instructions!

DISCUSSION QUESTIONS

- Who wrote this and why? (John 20:31)
- ★ What is sin and what does it do? (Isaiah 59:2)
- ❖ What did God do to make a way for you to get to Him? (1 Peter 3:18)
- ❖ What happens when you trust Jesus as your Savior?

GEAR UP!

- Welcome guests
- Have children introduce themselves
- Review past prayer requests
- Record new requests in your journal



TRAIL GUIDE DEVOTIONAL

BUT THESE ARE WRITTEN THAT YOU MAY BELIEVE...

-John 20:31a

ON BELAY, LESSON 2: A Solemn Declaration

What is the purpose of testimony? Testimony is the solemn declaration usually made orally or in writing by a witness either in a courtroom under oath or elsewhere. Its purpose is to provide information on which to base a decision. Our memory verse begins with these words, “And this is the testimony.” Whose testimony? God Almighty’s testimony. His testimony, or solemn declaration, is that eternal life can only be found in his Son and be had only through his Son. We have already established that God is trustworthy so we know that the testimony is true. What decision then must be made based upon this information? Why did God give us this testimony?

“But these are written that you may believe that Jesus is the Christ, the Son of God, and that by believing you may have life in his name.” (John 20:31)

This is the good news! God’s testimony is that we are sinners, separated from Him (Isaiah 59:2), that we can in no way work our way to Him but can only be reconciled to Him by grace (Ephesians 2:8-9), that He made this possible through the sacrificial and substitutionary death of his Son (1 Peter 1:8), and that because his Son was raised from the dead we can be part of God’s family by receiving Jesus Christ as our Savior (John 1:12). This is God’s solemn declaration and the foundation for life eternal.



MEDITATING ON THE WORD

John 20:31
Isaiah 59:2
Ephesians 2:8-9
1 Peter 1:8
John 1:12

ACTIVITIES GUIDE

On Belay, LESSON 2: Jesus saves and no one can take you from Him

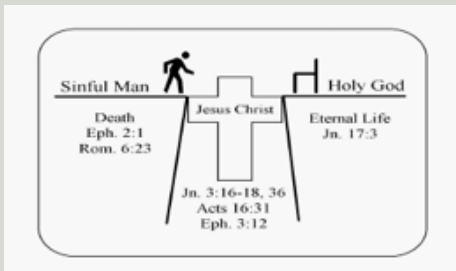
ACTIVITIES FOR THIS LESSON:

- Drawing Contest
- Activity Sheet

ACTIVITY #1 DRAWING CONTEST

HOW TO

Have the children draw a word picture that describes the following: God, Man, Sin, separation, Jesus, eternal life (see example to help them along).



ACTIVITY #2 - TEACHERS CHOICE

HOW TO PLAY


You may pick an ice-breaker game from your in class resources or bring your own. Please leave sufficient time for the children to work on Activity 1 and talk through their ideas.

ACTIVITY #3 SERIES ACTIVITY SHEET

HOW TO PLAY

The activity sheet has several options for different age groups. The activities are designed to get the children to interact with the Word and with the Big Ideas. You may choose one per week or do them all in a day.





////// ON BELAY

Peak 1: Jesus saves and no one can take you from Him

Peak: 1 | Lesson: 3 | Grades: 1-5

Notes: We strongly encourage you to split your class time between community building activities and lesson reinforcement. Feel free to use your own resources!

//////////////// SECTION VERSE

1 JOHN 5:11-12

“And this is the testimony: God has given us eternal life, and this life is in his Son. Whoever has the Son has life; whoever does not have the Son of God does not have life.”

//////////////// LESSON VERSE

2 CORINTHIANS 5:17

“Therefore, if anyone is in Christ, the new creation has come. The old has gone, the new is here!”



• **In Jesus I'm a new creation!**

ACTIVITIES

- New Creation Butterfly Craft
- Bible Pictionary
- Peak 1 Activity sheet


See ACTIVITIES page

DISCUSSION QUESTIONS

- What does it mean to make something new? Why would you want to be a new creation?
- ★ If you've accepted Jesus, what changes in your life have you noticed?
- ❖ How do you know you have eternal life?

GEAR UP!

- Welcome guests
- Have children introduce themselves
- Review past prayer requests
- Record new requests in your journal



TRAIL GUIDE DEVOTIONAL

"I AM MAKING EVERYTHING NEW."

-Revelation 21:5a

ON BELAY, LESSON 3: Only IN Jesus am I safe and made new

Come in. You will be safe here...but you'll never be the same

"Therefore, if anyone is in Christ, he is a new creation; old things have passed away; behold, all things have become new." 2 Corinthians 5:17

This is one of the great mysteries of the Christian faith. We can find this truth foreshadowed in the events of the Old Testament and these shadows of what was to come are helpful to our understanding. Just as Noah was safe from the flood of judgment in the ark, and Israelites pursued by avengers could be safe within cities of refuge, so it is with us when we are found in Christ. Jesus welcomes us in to abide with Him where we can benefit from the price He paid for our sins. There in Christ we are covered and protected from the judgment that was ours to bear because He bore it for us.

But there is another way in which we are in Christ that adds an additional dimension and benefit to the believer. Jesus says that He is the vine and we are the branches, that when we abide in him we draw new life from the vine and bear good fruit. In fact we become one with the vine. It is true that in Christ we are safe from judgment, but it is also in Christ where we die to our sins in his death and are raised again to new life with Him in his resurrection. In Him we have new life, a new way of thinking, and a new attitude towards ourselves, our sin, and our God. We are and are becoming new creatures altogether in the safe harbor of Christ. What wonderful news to communicate to our children, that in Jesus they are loved and forgiven and transformed and secure in God's grasp. Even if we lose our grip He won't lose his.



MEDITATING ON THE WORD

2 Corinthians 5:17
2 Corinthians 3:18
Romans 6:1-4, 7:4

ACTIVITIES GUIDE

On Belay, LESSON 3: Jesus saves and no one can take you from Him

ACTIVITIES FOR THIS LESSON:

- New Creation Butterfly
- Bible Pictionary
- Activity Sheet

ACTIVITY #1 NEW CREATION BUTTERFLY

HOW TO

You will need:

- enough paper plates for each child to have one
- lots of colored construction paper
- string or ribbon
- printed out labels with the verse {2 Cor 5:17}

Instructions on separate page.



ACTIVITY #2 - BIBLE Pictionary

HOW TO PLAY


1. Pick several Bible characters, events, truths, books, and words and write them on index cards or slips of paper in advance.
2. If you have enough children, you can make teams but it is not necessary.
3. Have the children take turns taking from the stack of papers. The child will say whether they picked a character, event, truth, book or word.
4. The designated drawer/artist will have 2 minutes to draw while others attempt to figure out what they are drawing.
5. If you have teams, the rules are the same as Pictionary. Each team has 2 minutes to answer what their artist is drawing. At the end of that time, the opposing team may try to answer. Whoever answers correctly is awarded a point.

ACTIVITY #3 SERIES ACTIVITY SHEET

HOW TO USE

The activity sheet has several options for different age groups. The activities are designed to get the children to interact with the Word and with the Big Ideas. You may choose one per week or do them all in a day.





///////FIVE BY FIVE

Peak 2: God Answers Prayer

Peak: 2 | Lesson: 1 | Grades: 1-5

Notes: We strongly encourage you to split your class time between community building activities and lesson reinforcement. Feel free to use your own resources!

//////////////////// SECTION VERSE

JOHN 16:24

“Until now you have not asked for anything in my name. Ask, and you will receive, and your joy will be complete.”

//////////////////// LESSON VERSE

2 CHRONICLES 7:14A

“If my people, who are called by my name, will humble themselves and pray and seek my face and turn from their wicked ways, then I will hear from heaven...”



• When you belong to Jesus, God hears and answers your prayers

ACTIVITIES

- Tell it like it isn't
- Tiny Tim
- Balloon Stuff
- Peak 2 Activity sheet


See ACTIVITIES page

DISCUSSION QUESTIONS

- What is prayer? Do you pray? Why? How? About what?
- ★ In whose name should we pray? Why?
- ❖ Does God answer the prayers of people who don't know Jesus?
- ❖ Share a story of answered prayer

GEAR UP!

- Welcome guests
- Have children introduce themselves
- Review past prayer requests
- Record new requests in your journal



TRAIL GUIDE DEVOTIONAL

"YOUR FATHER KNOWS WHAT YOU NEED"

-Matthew 6:8b

Five by five, LESSON 1: God answers prayer

Smart phones, satellite phones, Skype, Facebook, Twitter, text messages, LinkedIn, and on it goes. We live in the most communicative era of human history. We will go to great lengths to facilitate quick, clear, on-demand communication with whomever, whenever we want. And when we lose connectivity? Look out. We want faster and clearer communication every day and we won't tolerate down time or poor connections. The demand has created a telecommunications industry valued in the trillions of dollars worldwide.

With our insatiable appetite for communications, why is it that when we address prayer, communicating with our God, we have so much trouble? There are books, seminars, systems, and campaigns, and yet we struggle both in theory and in practice when it comes to communicating in prayer with our Lord. Maybe it is because we don't know how it works. Of course, for most of us, the same could be said about our Smart Phones but that doesn't stop us from using up the minutes like there's no tomorrow.

I think it is more likely that we struggle because in our heart of hearts we are depending on ourselves and our gifts and talents to carry us through. But this is an illusion, for when we stop and recognize the truth, in light of God's Word (Romans 12:6, Deut. 8:18), it is God who gives us those abilities in the first place. "In Him we live and breathe and have our being," so we are in utter, constant dependency on God for everything, no matter how great or small, whether we recognize it or not. Prayer is our recognition of that dependency, an expression of our trust in Him, and a key to unlocking God's transformative power in our daily lives through close fellowship with Him. It is how we can, "with unveiled faces contemplate the Lord's glory" (2 Corinthians 3:18) and be changed forever. God's Word is clear. Our God is a prayer hearing, and prayer answering God. A wonder working God!

Opening our children's hearts and minds to prayer as a normal part of the Christian life, day-to-day and hour-to-hour, is our goal for these next few weeks. That is our desire but it is also God's will and so we should approach Him boldly in Jesus' name and ask that it be so. Pray for your children.



MEDITATING ON THE WORD

2 Chronicles 7:14
Matthew 6:5-15
Matthew 7:7-12
Hebrews 4:16

ACTIVITIES GUIDE

Five by five, LESSON 1: God answers prayer

ACTIVITIES FOR THIS LESSON:

- Tell it like it isn't
- Tiny Tim Race
- Balloon Stuff
- Activity Sheet

ACTIVITY #1 TELL IT LIKE IT ISN'T & TINY TIM RACE

HOW TO PLAY TELL IT LIKE IT ISN'T

Also known as the telephone game. Have the group sit in a circle. The leader whispers a phrase into the ear of the child seated at their right. That child repeats what they heard to the next child and so on. The last child will say out loud what they heard and the leader will tell the group what the actual phrase was.

HOW TO PLAY TINY TIM

Divide the group into teams. At a signal, each team must line up according to height, with the shortest person on one end and the tallest on the other. The first team to do so in the proper order wins.

ACTIVITY #2 - BALLOON STUFF

HOW TO PLAY

- Break into two teams.
- Select one person from each team to put on the Stuffer Shirt (an adult size t-shirt provided) and tuck it into their pants.
- Give each team a large handful of balloons. Both teams have 5 minutes to fill up as many balloons as they can and stuff them into the shirt of their teammate (leaders may need to help younger children with tying balloons).
- At the end of 5 minutes the LEADER will take a straight pin (provided) and use it to count the balloons stuffed in each t-shirt. BE CAREFUL :o)
- The kids can count out loud while you pop. The team with the most wins.
- Don't forget to get a picture!

ACTIVITY #3 SERIES ACTIVITY SHEET

HOW TO USE

The activity sheet has several options for different age groups. The activities are designed to get the children to interact with the Word and with the Big Ideas. You may choose one per week or do them all in a day.





//// //// //// //// //// FIVE BY FIVE

Peak 2: God Answers Prayer

Peak: 2 | Lesson: 2 | Grades: 1-5

Notes: We strongly encourage you to split your class time between community building activities and lesson reinforcement. Feel free to use your own resources!

//////////////// SECTION VERSE

JOHN 16:24

“Until now you have not asked for anything in my name. Ask, and you will receive, and your joy will be complete.”

//////////////// LESSON VERSE

1 JOHN 5:14-15

“This is the confidence we have in approaching God: that if we ask anything according to His will, He hears us—whatever we ask—we know that we have what we asked of Him.”



• If you ask the Father for what Jesus wants, He will always give it to you.

ACTIVITIES

- Listen Close
- Memory verse write out
- Peak 2 Activity sheet


See ACTIVITIES page

DISCUSSION QUESTIONS

- Have you ever prayed for something you didn't/did get? Explain.
- ★ What does Jesus say about prayer in Matthew 7:7-8?
- ❖ What kinds of prayers does God answer?

GEAR UP!

- Welcome guests
- Have children introduce themselves
- Review past prayer requests
- Record new requests in your journal



TRAIL GUIDE DEVOTIONAL

**"THIS IS THE CONFIDENCE WE HAVE IN
APPROACHING GOD:"**

-1 John 5:14a

Five by five, LESSON 2: God answers prayer

In Jesus Name

We throw those words on to the end of our prayers as though they were a postage stamp or magical phrase that will result in our prayers being answered. I am as guilty as the next guy in this regard. "In Jesus name," has become just as rote as saying, "amen," at the end of a prayer. It is interesting to consider that "in Jesus name" does not appear at the end of any prayers in the Bible. So what does it mean to pray, "in Jesus name," and why is it the key to answered prayer?

Thinking about the answer to this question brought to mind an incident that occurred some years ago. I was suffering with a kidney stone. Those of you who have had one will attest to the agony. I went to a hospital where I sat, or rather writhed, in pain while the receptionist asked me about my address, my insurance, and my medical history. She then informed me that I had to wait for admittance even though there were apparently no other patients in the waiting area in as much pain. I asked her to reconsider but to no avail. Then something happened. A good friend of mine, who also happened to be a doctor and, at the time, the Mayor of the city we were in, came through the front door. When he saw me there, doubled over on the floor, he took my hand, told the receptionist he was taking me into the attending room and admitting me immediately in his name. The receptionist just nodded in disbelief as I was whisked past her and into the hospital where I was attended to quickly and courteously all at the direction of my friend the Mayor. It pays to know people in places of authority and as Christ-followers we have access to the highest of all authority. To pray in "Jesus name" is to come before the Father in the authority of the Son. This is not a little authority either. Jesus said that, "all authority in heaven and on earth has been given to me." All authority is just that, all.

We will be exploring with the children this week what it means to pray in the authority of Jesus and the importance of the "will" of God in those prayers. As you meditate on our passages and theme for this week consider how you might communicate these truths from your own life stories.



MEDITATING ON THE WORD

John 15:7
1 John 5:14-15
Matthew 26:36-42

ACTIVITIES GUIDE

Five by five, LESSON 2: God answers prayer

ACTIVITIES FOR THIS LESSON:

- Memory verse write out
- Listen Close Game
- Activity Sheet

ACTIVITY #1 MEMORY VERSE WRITE OUT

HOW TO

Have the children try to write out our two section verses from memory. Give them 2 or 3 minutes then write the verses on the board and have them copy them down on paper for themselves.

ACTIVITY #2 - LISTEN CLOSE

HOW TO PLAY

- This game will remind children that they need to listen closely for God's voice! Designate one person as the "shepherd". Ask another 5 children to be "false shepherds". Everyone else will be "sheep".

* See additional page for further instructions

ACTIVITY #3 SERIES ACTIVITY SHEET

HOW TO USE

The activity sheet has several options for different age groups. The activities are designed to get the children to interact with the Word and with the Big Ideas. You may choose one per week or do them all in a day.



Listen Close
John 10:15-17

This game will remind children that they need to listen closely for God's voice!

1. Designate one person as the "shepherd". Ask another 5 children to be "false shepherds". Everyone else will be "sheep".
2. Place the sheep in the center of an open space in the room and tell them to close their eyes.
3. Ask the shepherd and false shepherds to then silently position themselves around the perimeter of the room and to all say, "Come here, sheep. Come to me."
4. Instruct the sheep to say "Baaaa!" as they attempt to determine which way to go and to make their way toward the true shepherd. Sheep must keep their eyes shut the entire time.
5. After playing once, select a new shepherd and false shepherds. Play again, but this time the sheep won't make noise; they'll just listen and move. Again, the sheep must keep their eyes shut.

Say: It's a challenge to find the true shepherd when there are lots of distractions around us!

- How did you feel when you were trying to find the true shepherd the first time? Why?
- Was it easier to find the true shepherd when you were talking and listening or when you were just listening? How is this like following Jesus?
- What or who does God use to speak to you?



//// //// //// //// //// FIVE BY FIVE

Peak 2: - God Answers Prayer

Peak: 2 | Lesson: 3 | Grades: 1-5

Notes: We strongly encourage you to split your class time between community building activities and lesson reinforcement. Feel free to use your own resources!

//////////////// SECTION VERSE

JOHN 16:24

“Until now you have not asked for anything in my name. Ask, and you will receive, and your joy will be complete.”

//////////////// LESSON VERSE

EPHESIANS 3:20

“Now to Him who is able to do immeasurably more than all we ask or imagine, according to His power that is at work within us, to Him be the glory in the church and in Christ Jesus throughout all generations, for ever and ever! Amen.”



• **God will always answer our prayers in the way that is BEST.**

ACTIVITIES

- Scripture Scramble
- Paper cup relay
- Blind shoe relay
- Peak 2 Activity sheet


See ACTIVITIES page

DISCUSSION QUESTIONS

- Have your parents ever said no or wait when you asked for something you really wanted? Why?
- ★ Do you believe God wants the best for you? Why?
- ❖ Read Matthew 26:36-46 and see additional discussion questions page

GEAR UP!

- Welcome guests
- Have children introduce themselves
- Review past prayer requests
- Record new requests in your journal



TRAIL GUIDE DEVOTIONAL

**"THIS IS THE CONFIDENCE WE HAVE IN
APPROACHING GOD:"**

-1 John 5:14a

Five by five, LESSON 3: God answers prayer

Confident prayer flows from a personal, experiential trust in the character of God. Trusting that God will answer your prayers, and always in the very best way possible, begins with the knowledge of the revealed character of God in scripture.

"As for God, his way is perfect: The LORD's word is flawless; he shields all who take refuge in him." (2 Sam. 22:31)

Scripture is clear; God answers the prayers of his people when they turn their hearts toward him. But how does He answer? What can we expect?

Consider these questions as you prepare your heart this week to lead your students. Would our God be good if He gave us what we asked for even if it was not the best? Would He be a loving Father if He gave us that which would, in the end, do us harm or send us on a detour from His perfect plan?

While the answers to these questions seem clear theoretically, we still struggle with them in practice. Especially when what we've asked for seems good and right to us. The truth is that what we ask for may in fact be good and right but not best and not God's will in that circumstance.

Accepting the fact that God is more interested in our character than He is in our comfort, and believing in His goodness even when it doesn't seem good to us, is a very real part of the Christian walk, a critical feature of a Christian worldview, and one that we must teach the children early before the storms of life come to shake their faith.



MEDITATING ON THE WORD

Jeremiah 33:3
Ephesians 3:20
Matthew 7:11
James 1:17
Isaiah 55:9

ACTIVITIES GUIDE

Five by five, LESSON 3: God answers prayer

ACTIVITIES FOR THIS LESSON:

- Scripture Scramble
- Paper Cup Relay
- Blind Shoe Search

ACTIVITY #1 SCRIPTURE SCRAMBLE

HOW TO

Split into two teams and give each team index cards with words from our prayer memory verse. When you say go have them unscramble the verse. The first team done wins. You can help the children who are not reading yet.

ACTIVITY #2 - PAPER CUP RELAY

HOW TO PLAY

Paper Cup Relay
You'll need a paper cup for each child.

- Form two teams.
- Have each team stand in a straight line.
- Give each team member a small paper cup to hold with his or her teeth.
- Fill the first child's cup on each team with water.
- Have each player pour water from his or her cup into the next person's cup using his or her teeth. No hands allowed.

The team with the most water in the last person's cup wins.

That wasn't easy. You could have used some help right? Can you describe a time that you asked God for help and got it?

ACTIVITY #3 BLIND SHOE SEARCH

HOW TO PLAY

You'll need a blindfold for each child.

- Have children form a circle. Then ask them to take off their shoes and throw them in the center of the circle. Mix up the shoes.
- Blindfold each player. Then mix up the shoes again. On "go", have the children try to figure out which shoes are theirs. Encourage them to try on different shoes. When they think they've found their own shoes, have them put on both shoes.

See who got the right shoes.

It's hard trusting what we can't see isn't it? Why do you think God is or isn't trustworthy?



Additional Discussion

Matthew 26:36-46

1. Did Jesus know what was about to happen to him?
2. The Father answered Jesus' prayer. Which way? (Yes, no, or wait?)
3. Why? (Jesus was glorified most and completed his mission best by being crucified.)
4. Is the thing that is best always the easiest or most comfortable? Can you think of a time when you had to do something really unpleasant because it was the right thing and the best thing to do?



//// //// //// //// //// FIVE BY FIVE

Peak 2: - God Answers Prayer

Peak: 2 | Lesson: 4 | Grades: 1-5

Notes: We strongly encourage you to split your class time between community building activities and lesson reinforcement. Feel free to use your own resources!

//////////////// SECTION VERSE

JOHN 16:24

“Until now you have not asked for anything in my name. Ask and you will receive, and your joy will be complete.”

//////////////// LESSON VERSE

PHILIPPIANS 4:6-7

“Do not be anxious about anything, but in every situation, by prayer and petition, with thanksgiving, present your requests to God. And the peace of God, which transcends all understanding, will guard your hearts and your minds in Christ Jesus.”



• **No matter how God answers our prayers He promises to give us peace**

ACTIVITIES

- Prayer Olympics
- Peak 2 Activity sheet


See ACTIVITIES page for instructions!

DISCUSSION QUESTIONS

- How do you pray at home?
- ★ Does praying help you to stop worrying? Why/why not?
- ❖ Read Matthew 26:36-46 and discuss

GEAR UP!

- Welcome guests
- Have children introduce themselves
- Review past prayer requests
- Record new requests in your journal



TRAIL GUIDE DEVOTIONAL

"THE PRAYER OF A RIGHTEOUS PERSON IS POWERFUL AND EFFECTIVE."

-James 5:16

Five by five, LESSON 4: God answers prayer

Static on the line

When our Internet connection or phone connection quality takes a dive we typically begin a process of troubleshooting. We might start by rebooting. We then move to check all of our connections to confirm they are firmly in place. Then we confirm our settings and passwords. When that doesn't work we'll find a way to contact our service provider and pursue a solution until our connection is restored. What is our troubleshooting process when we sense that God is not hearing (by hearing I mean in the active sense of hearing and responding) our prayers?

Our owners' manual gives us some things to check on. In Psalm 66:18-19 the psalmist gives us the first and easiest place to look for trouble. "If I had cherished sin in my heart, the Lord would not have listened; but God has surely listened and has heard my prayer." Is there some area of my life that I have intentionally held on to and not surrendered to Christ? Do I have some "pet sin" that I am trying to hang on to? Maybe that's not the problem. Perhaps I have some unresolved issue with a brother or sister in Christ? According to Matthew 5:24 we should first reconcile ourselves to our brothers before we come into communion with the Lord. Another place to look for trouble is in the heart behind the prayer. James the brother of Jesus tells us that sometimes we don't receive what we have asked of the Lord because our motives are wrong. Why are we praying the way we are praying? Are we really praying in keeping with God's will or for some other purpose? If all of these things check out we need to remember what God promises in regard to prayer. He promises an answer (yes, no, wait) and He promises peace. In Philippians 4:7 He says that when we present our requests to Him in thanksgiving we will receive his peace regardless of the answer. Where God's sovereignty and the prayers of his people meet and work together is a mystery, but of this we can be sure, prayer molds our relationship with God, prayer moves God to action and prayer changes things. This is the great privilege of the believer, to enter in to the presence of God and participate in the eternal purposes of God in prayer. "So let us keep on coming boldly to the throne of grace, so that we may obtain mercy **and find grace to help us in our time of need.**" – Hebrews 4:16



MEDITATING ON THE WORD

Philippians 4:6-7

Matthew 5:24

Psalm 66:18-19

James 4:3, 5:16

ACTIVITIES GUIDE

Five by five, LESSON 4: God answers prayer

ACTIVITIES FOR THIS LESSON:

- Prayer Olympics
- Activity Sheet

ACTIVITY #1 PRAYER OLYMPICS

HOW TO PLAY

Split into 2 teams
Write on the blackboard the following words twice (paper can be used if you can't fit everything on the board)

1. God is great. Why? (praise)
2. I have fallen short. How? (confession)
3. I am thankful. For what? (thanksgiving)
4. I need. What? (prayer requests)

There are 2 minutes for each section.

- One student from each team will go up to the board and write down one item under the first category then hand off the chalk to the next person on their team who will do the same and so on.

PRAYER OLYMPICS CONTINUED

This continues for both teams for 2 minutes then you will call "time". (You may extend the time if you wish.)

- Count the number of items for each team and write down the score on the board for rotation #1.
- Repeat steps 3 & 4 for the remaining categories (4 rotations in all).
- The combined total determines the winning team.
- Review the components of prayer with the group.

PRAYER OLYMPICS CONTINUED

The items on the board should be legitimate.

The leader is the final authority on whether or not to count an item toward the total score. For the classes where writing is a challenge the leaders may do the writing.

ACTIVITY SHEET

HOW TO USE

The activity sheet has several options for different age groups. The activities are designed to get the children to interact with the Word and with the Big Ideas. You may choose one per week or do them all in a day.





//// FREE CLIMBING

Peak 3: - Victory over sin

Peak: 3 | Lesson: 1 | Grades: 1-5

Notes: We strongly encourage you to split your class time between community building activities and lesson reinforcement. Feel free to use your own resources!

//////////////////// SECTION VERSE

1 CORINTHIANS 10:13

“No temptation has overtaken you except what is common to mankind. And God is faithful; He will not let you be tempted beyond what you can bear. But when you are tempted, He will also provide a way out so that you can endure it.”

//////////////////// LESSON VERSE

MATTHEW 4:10

Jesus said to him, “Away from me, Satan! For it is written: ‘Worship the Lord your God, and serve him only.’”



• All people are tempted to do wrong, but God gives his children a way to stand firm

ACTIVITIES

- Temptation Tug
- Peak 3 Activity Sheet


See ACTIVITIES page for instructions!

DISCUSSION QUESTIONS

- What is temptation? How are you tempted? (tested, tried, enticed)
- ★ Share a time when you were tempted and how you responded.
- ❖ Read Matthew 4:1-11 and discuss how Jesus responded. What can we learn from that?

GEAR UP!

- Welcome guests
- Have children introduce themselves
- Review past prayer requests
- Record new requests in your journal



TRAIL GUIDE DEVOTIONAL

**JESUS WAS, "TEMPTED IN EVERY WAY,
JUST AS WE ARE—YET HE DID NOT SIN."**

-Hebrews 4:15b

Free Climbing, LESSON 1: Victory Over Sin

"The temptations in our high tech culture are so much worse than our parents had to deal with." This is in a sense true but in another very important sense it is not. While the Internet, a permissive culture, and a lot of other factors certainly facilitate sinful behavior, they have not created "new" temptations. "What has been will be again, what has been done will be done again; there is nothing new under the sun" (Ecclesiastes 1:9). The temptations or enticements themselves are the same yesterday, today and tomorrow. The selfish desire for riches, power, physical pleasure, and fame are still the "sticky" places in our flesh that Satan uses to hook us into sin just as he has for millennia. The good news is that, just as the temptations are the same, the Bible's answer to them continues to be effective.

Before we were saved and found "in" Christ we were "dead in our sins." We were essentially slaves to our sinful or fallen nature. We operated within a closed system where sin had dominion. The Bible teaches us that something changed the day the light of Christ shined on us. We were freed from the rule of sin over our lives. "For we know that our old self was crucified with Him so that the body ruled by sin might be done away with, that we should no longer be slaves to sin" (Romans 6:6). If we are freed from sin are we sin free or temptation free? Clearly not, but it does mean that we are no longer trapped in the closed circuit. We are free to choose the right path. Free to resist temptation. Free to pursue holiness in Christ. For the believer this makes life more complicated. Before Christ we sinned because that was our nature through and through. Once we were "rescued from the kingdom of darkness and brought into the kingdom of the Son" we became a "new creation" called to be holy as God is holy. That can be a scary thought given that we are still living in mortal flesh, but God has given us his word that we will not be tempted beyond what we can bear, according to the grace given to us, and that when we are tempted He will always provide an escape route for us to take.

In the coming weeks we will be walking our young people through God's promise to give us victory over sin in our lives because Christ defeated its power over us. There is great hope to be found in this truth. Christ, our great High Priest, does not command us to do that which He hasn't already done and equipped us to do. Unencumbered by the sin that entangles us we are free to climb the peaks God has called us to in Christ.

MEDITATING ON THE WORD

Ecclesiastes 1
Romans 6
Colossians 1
1 Corinthians 10:13
Hebrews 4:13-15
Matthew 4:1-11

ACTIVITIES GUIDE

FREE CLIMBING, LESSON 1: Victory over sin

ACTIVITIES FOR THIS LESSON:

- Temptation Tug Game
- Activity Sheet

ACTIVITY #1 TEMPTATION TUG

HOW TO PLAY

1. Divide group into two equal groups.
2. One group will represent temptation, and one group will represent humanity.
3. In the first round have "humanity" stand on one foot and hold the rope with one hand. This round represents us before we know Jesus.
4. In the second round have "humanity" use both feet and hands and have one adult leader join their side.
5. This round represents us once we have trusted Christ. The adult leader represents God's power in us.

ACTIVITY #2 - SERIES ACTIVITY SHEET

HOW TO USE

The activity sheet has several options for different age groups. The activities are designed to get the children to interact with the Word and with the Big Ideas. You may choose one per week or do them all in a day.

ACTIVITY #3





//// FREE CLIMBING

Peak 3: - Victory over sin

Peak: 3 | Lesson: 2 | Grades: 1-5

Notes: We strongly encourage you to split your class time between community building activities and lesson reinforcement. Feel free to use your own resources!

//////////////////// SECTION VERSE

1 CORINTHIANS 10:13

“No temptation has overtaken you except what is common to mankind. And God is faithful; He will not let you be tempted beyond what you can bear. But when you are tempted, He will also provide a way out so that you can endure it.”

//////////////////// LESSON VERSE

HEBREWS 4:15

“For we do not have a high priest who is unable to empathize with our weaknesses, but we have one who has been tempted in every way, just as we are—yet He did not sin.”



• Jesus was tempted in every way but never did the wrong thing

ACTIVITIES

- Paper Shoot
- Daniel Escapes
- Peak 3 Activity Sheet


See ACTIVITIES page for instructions!

DISCUSSION QUESTIONS

- How can the world around us be tempting? Is feeling tempted wrong?
- ★ Where does temptation come from?
- ★ How does being tempted make you feel?
- ❖ Matthew 4:1-11. Why do you think Jesus was tempted this way? (2nd Adam)

GEAR UP!

- Welcome guests
- Have children introduce themselves
- Review past prayer requests
- Record new requests in your journal



TRAIL GUIDE DEVOTIONAL

**"WHEN TEMPTED, NO ONE SHOULD SAY,
"GOD IS TEMPTING ME."**

-James 1:13

Free Climbing, LESSON 2: Victory Over Sin

Anatomy of Temptation

Helping our children understand the nature of temptation is an important step toward demystifying it and overcoming it using Biblical principles empowered by God's Spirit. When preparing to face an opponent, whether in athletic endeavors, war, or any other arena, we should study their tactics. From which direction will they come? A close study of scripture reveals to us the sources of temptation.

It begins with a carnal thought pattern.

"When tempted, no one should say, "God is tempting me." For God cannot be tempted by evil, nor does he tempt anyone; but each person is tempted when they are dragged away by their own evil desire and enticed." (James 1:13-14)

It is stoked by a world-system that is in opposition to the will of God.

"Do not love the world or anything in the world. If anyone loves the world, love for the Father is not in them. For everything in the world—the lust of the flesh, the lust of the eyes, and the pride of life—comes not from the Father but from the world." (1 John 2:15)

Finally, it is grasped by Satan, the great tempter, to bring it to fruition by questioning God's truthfulness, making the sin appear attractive and filling the heart with desire.

"Now the serpent was more crafty than any of the wild animals the Lord God had made. He said to the woman, "Did God really say, 'You must not eat from any tree in the garden'?" (Genesis 3:1)

"When the woman saw that the fruit of the tree was good for food and pleasing to the eye, and also desirable for gaining wisdom, she took some and ate it." (Genesis 3:6)

"All the great temptations appear first in the region of the mind and can be fought and conquered there. We have been given the power to close the door of the mind. We can lose this power through disuse or increase it by use, by the daily discipline of the inner man in things which seem small and by reliance upon the word of the Spirit of truth." – Amy Carmichael

MEDITATING ON THE WORD

James 1:13-14
1 John 2:15
Genesis 3
1 Peter 5

ACTIVITIES GUIDE

FREE CLIMBING, LESSON 2: Victory over sin

ACTIVITIES FOR THIS LESSON:

- Paper Shoot
- Daniel Escapes
- Activity Sheet

ACTIVITY #1 - PAPER SHOOT

HOW TO PLAY

1. Divide into two teams. Set a garbage can in the middle of the room (about 3 feet high).
2. Prepare ahead of time several paper batons and a lot of wadded-up paper balls.
3. One team lies down around the trash can with their heads toward the can (on their backs). Each of these players has a paper baton.
4. The opposing team stands around the trash can behind a line about ten feet or so away from the can.
(Additional instructions on extra page)

ACTIVITY #2 - DANIEL ESCAPES

HOW TO PLAY

- Gather kids in a circle, and have them hold hands and stand very close together; choose one child to be in the middle of the circle.
- Say: When I say "Go", the person in the middle will try to escape the circle by crawling between the legs of two people. If that person is successful, the kids on both sides of the escape hole will join the person and they'll all go to the center of the circle.
- Repeat
- Play the game, and keep repeating it until too few kids are left to form the outer circle.

Was there always a way of escape?
As Christians do we have to stand against temptation together?

ACTIVITY #3 - SERIES ACTIVITY SHEET

HOW TO USE

The activity sheet has several options for different age groups. The activities are designed to get the children to interact with the Word and with the Big Ideas. You may choose one per week or do them all in a day.



Paper Shoot (continued)

The offensive team tries to throw wadded-up paper balls into the can, and the defending team tries to knock the balls away with their batons while lying on their backs. The opposing team gets two minutes to try and shoot as much paper into the can as possible. After each team has had its chance to be in both positions, the team that got the most paper balls into the can is declared the winner. To make the game a bit more difficult for the throwers, have them sit in chairs while they toss the paper.

- Did you have to be alert to keep the balls from going in?
- Did it help to have a tool to keep them away? How about having your teammates to help you?

(Being alert to temptation, having Christian friends to help you resist)



//// FREE CLIMBING

Peak 3: - Victory over sin

Peak: 3 | Lesson: 3 | Grades: 1-5

Notes: We strongly encourage you to split your class time between community building activities and lesson reinforcement. Feel free to use your own resources!

//////////////////// SECTION VERSE

1 CORINTHIANS 10:13

“No temptation has overtaken you except what is common to mankind. And God is faithful; He will not let you be tempted beyond what you can bear. But when you are tempted, He will also provide a way out so that you can endure it.”

//////////////////// LESSON VERSE

2 THESSALONIANS 3:3

“But the Lord is faithful, and He will strengthen you and protect you from the evil one.”



• God is faithful in the time of our temptation

ACTIVITIES

- Temptation Game Show
- Role Plays
- Peak 3 Activity Sheet


See ACTIVITIES page for instructions!

DISCUSSION QUESTIONS

- What will God do for you when you are tempted?
- ★ What does it mean that Jesus is our “Great High Priest”? (see sacrificial system)
- ❖ What does it mean to be faithful? How has God been faithful to you?

GEAR UP!

- Welcome guests
- Have children introduce themselves
- Review past prayer requests
- Record new requests in your journal



TRAIL GUIDE DEVOTIONAL

**"WHEN TEMPTED, NO ONE SHOULD SAY,
"GOD IS TEMPTING ME."**

-James 1:13

Free Climbing, LESSON 3: Victory Over Sin

God is faithful in the time of our testing

If he could do it, it would be a personal best. 305 pounds. He had trained at slightly lighter weights and thought he could chest press that much one time, but now, looking up from the bench at all that weight, his confidence was slipping. He was about to get up from the bench and leave it for another day when a human mountain, an offensive lineman, who he had seen press this weight multiple times, stepped up to the bar and said, "Do you need a spot? Come on you got this."

Our faith may fail. But God's faithfulness never will. What does it mean to say God is faithful? Is it merely the textbook definition of faithfulness in human terms? Let us hope not. Faithfulness for a finite, limited creature is still, in the end only wishful thinking or a good intention. The fulfillment of man's promises, even a very good man, is limited by his humanity. Faithfulness for Almighty God is not only a good intention but a FACT, a reality which can be depended upon without reservation or doubt. When God makes a promise there is no possible situation in which He would not be able to fulfill that promise. There are no extenuating circumstances capable of keeping God from fulfilling his faithfulness. It is his character.

The reality of God's faithfulness becomes ever so important when we are tried, tested, or tempted. God allows testing and trials in our lives, just as He allowed Job to be tested, just as He allowed Peter to be tested. This testing is often a means to our spiritual growth. Just as a muscle will atrophy if it is not used and grow when it is pushed up to the edge of what it can bear, so it is with our faith. Faith that is never tested will never grow. God knows how much you can bear and has promised to never allow you to be tested beyond that. He will be your strength to stand up under it. He is standing with you saying, "I'm here. Come on, you got this."



MEDITATING ON THE WORD

2 Thessalonians 3:3
Hebrews 4:14-16
Isaiah 41:10
Luke 22:31-32

ACTIVITIES GUIDE

FREE CLIMBING, LESSON 3: Victory over sin

ACTIVITIES FOR THIS LESSON:

- Temptation Game Show
- Role Plays
- Activity Sheet

ACTIVITY #1 - TEMPTATION GAME SHOW

HOW TO PLAY

Discussion ideas: Why is it important to listen to other Christians for advice about temptation?

(Additional instructions on extra page)

ACTIVITY #2 - ROLE PLAYS

HOW TO PLAY

During the week come up with some scenarios of temptation that are appropriate to the age group with which you are working.

Have one student play the part of the tempter and have the other student resist/escape.

This is also a good way for you to begin to get an idea of how well your students can articulate their beliefs. You can also use the "What Would Jesus Do" cards if you have those in your closet.

*Be sensitive to delving into issues that parents may not have addressed yet with their children.

ACTIVITY #3 - SERIES ACTIVITY SHEET

HOW TO USE

The activity sheet has several options for different age groups. The activities are designed to get the children to interact with the Word and with the Big Ideas. You may choose one per week or do them all in a day.



Temptation Game Show

Prior to meeting, write down temptations (age appropriate) that are common to children in elementary school, on sheets of paper. Make sure there are enough for each child in the class. Break the group into two teams. Have the first team sit in a row of chairs in front of the room. Show the temptation to the opposing team but do not let the “tempted” team see. The opposing team must give the “tempted” team advice on how to resist the temptation without saying what the temptation is. The leader should write down the advice on the blackboard. The “tempted” team has to try and figure out what the temptation is. Split up the time you have into equal halves. The team that figures out the most temptations in their time wins.



//// FREE CLIMBING

Peak 3: - Victory over sin

Peak: 3 | Lesson: 4 | Grades: 1-5

Notes: We strongly encourage you to split your class time between community building activities and lesson reinforcement. Feel free to use your own resources!

//////////////////// SECTION VERSE

1 CORINTHIANS 10:13

“No temptation has overtaken you except what is common to mankind. And God is faithful; He will not let you be tempted beyond what you can bear. But when you are tempted, He will also provide a way out so that you can endure it.”

//////////////////// LESSON VERSE

PSALM 119:9,11

“How can a young person stay on the path of purity? By living according to Your word.”

“I have hidden Your word in my heart that I might not sin against You.”



• Obey God, resist the devil and he will flee from you

ACTIVITIES

- Escape Hatch
- Paper Dodgeball
- Peak 3 Activity Sheet


See ACTIVITIES page for instructions!

DISCUSSION QUESTIONS

- What is your biggest temptation or struggle?
- ★ What way has God provided to help you stand up?
- ❖ How well do you know God’s Word? Do you feel like you can use it to resist temptation? Why/why not?

GEAR UP!

- Welcome guests
- Have children introduce themselves
- Review past prayer requests
- Record new requests in your journal



TRAIL GUIDE DEVOTIONAL

"SUBMIT YOURSELVES, THEN, TO GOD. RESIST THE DEVIL, AND HE WILL FLEE FROM YOU.."

-James 4:7

Free Climbing, LESSON 4: Victory Over Sin

God's Word is our strength to resist temptation

"It's an open book test." Those words can indeed be beautiful to hear in the face of a difficult exam. I remember clearly the first time I heard them in a high school chemistry class. At once my heart jumped because I had not studied well for the test. In fact I hadn't studied well for the whole year in that class. I thought, "This is a gift!" Sadly, my joy turned to nervous sweat as I frantically thumbed pages and scoured the index of a book I had barely cracked all semester. I quickly learned that, without a good working knowledge of the book, an open book test isn't much easier at all. I needed the answers now and there just wasn't time to find them because I didn't know where to look.

The temptations or tests that we face in our spiritual lives are "open book" tests too. "Your Word is like a lamp that shows me the way. It is like a light that guides me." "How can a young person keep his life pure? By living in keeping with your Word." The psalmist says that the one who meditates on the Word day and night is "blessed." When Jesus was tempted in the desert after forty days without food, his weapon of choice against the Devil was the Word. "It is written," Jesus answered three times and Satan retreated. When Satan distorted the words of God, Jesus knew how to answer him. What if Jesus had, like Adam and Eve, simply listened to Satan's lies and had no response? Rather than being hyper-vigilant and sheltering our children, we must exhort them to be prepared for what WILL come. And when they are tempted they will be able to say, "I have hidden your Word in my heart so that I won't sin against you." It's an open book test. Know the book.



MEDITATING ON THE WORD

Psalm 119:9,11
1 John 5:4-5
Matthew 6:9,13
James 4:7

ACTIVITIES GUIDE

FREE CLIMBING, LESSON 4: Victory over sin

ACTIVITIES FOR THIS LESSON:

- Find the Escape Hatch
- Paper Dodge Ball
- Activity Sheet

ACTIVITY #1 - ESCAPE HATCH

HOW TO PLAY

Discussion ideas: God provides various ways of escape. Help your children find the best one.

(Additional instructions on extra page)

ACTIVITY #2 - PAPER DODGEBALL

HOW TO PLAY

Typical dodgeball format using rolled up newspaper balls for dodge balls, except that when one is hit, they must go to a "POW Camp" (to one side of the room. One team on each side.)

"Live" teammates can either throw balls to try to "capture" opponents (by hitting them anywhere on the body except the head), throw balls to "captured" team mates who must then throw the ball at an opponent, upon which hitting the opponent are free (the hit opponent is not out).

Players cannot pass a centerline to retrieve balls.

Team up with another small group if you don't have enough people to play.

ACTIVITY #3 - SERIES ACTIVITY SHEET

HOW TO USE

The activity sheet has several options for different age groups. The activities are designed to get the children to interact with the Word and with the Big Ideas. You may choose one per week or do them all in a day.



Find the Escape Hatch

Write each of the following statements or “ways of escape” on separate pieces of 8.5x11 paper during the week.

Read and memorize God’s Word - Pray to God for help - Believe that Jesus is God’s Son - Be bold - Obey God & Stand Strong


Read each of the following verses. After each have the kids pick the “way of escape” that goes with that verse. Tape that sheet to the blackboard.

Matthew 6:9,13 - This, then, is how you should pray: " 'Our Father in heaven, hallowed be your name...And lead us not into temptation, but deliver us from the evil one.

Psalms 119:9,11 - How can a young man keep his way pure? By living according to your word...I have hidden your word in my heart that I might not sin against you.

1 John 5:4-5 - for everyone born of God overcomes the world. This is the victory that has overcome the world, even our faith. Who is it that overcomes the world? Only he who believes that Jesus is the Son of God.

Hebrews 4:16 - Let us then approach the throne of grace with confidence, so that we may receive mercy and find grace to help us in our time of need.



//// SPOTTER

Peak 4: - God is faithful to forgive

Peak: 4 | Lesson: 1 | Grades: 1-5

Notes: We strongly encourage you to split your class time between community building activities and lesson reinforcement. Feel free to use your own resources!

//////////////// SECTION VERSE

1 JOHN 1:9

“If we confess our sins, He is faithful and just and will forgive us our sins and purify us from all unrighteousness.”

//////////////// LESSON VERSE

1 JOHN 1:8

“If we claim to be without sin, we deceive ourselves and the truth is not in us.”



• God will forgive us when we confess our sins

ACTIVITIES

- Team Frisbee
- Peak 3 Activity Sheet


See ACTIVITIES page for instructions!

DISCUSSION QUESTIONS

- Do real Christians still sin?
- ★ Why do you think this is true if we are a “new creation”? (Clue: position in Christ at salvation vs. sanctification process)
- ❖ What solution does God provide?
- ❖ What else is promised along with forgiveness?

GEAR UP!

- Welcome guests
- Have children introduce themselves
- Review past prayer requests
- Record new requests in your journal



TRAIL GUIDE DEVOTIONAL

"THANKS BE TO GOD, WHO DELIVERS ME THROUGH JESUS CHRIST OUR LORD."

-Romans 7:25a

SPOTTER, LESSON 1: GOD IS FAITHFUL TO FORGIVE

Confess - "to say the same thing about." (Greek – homologéō) & "to make known, declare, tell." (Hebrew – Yada)

To confess a sin is to uncover it and call it exactly what God calls it. Effective confession must be accompanied by the willingness and desire to turn away from it. Having a "change of mind" about the sin (repentance).

Case Study In Confession

The pattern we see with King David in his sin against God with Bathsheba, the murder of Uriah, the attempt at hiding those sins, the physical results of that attempt, and his subsequent confession in Psalm 51, serves as a case study for God's promise of forgiveness.

Over the next several weeks we will walk with our students through the hard truth that even David, a "man after God's own heart," failed the test and sinned against heaven. Were it not for God's promise of forgiveness, this reality could cause us to lose all hope of ever being useful in the hands of our Lord. But the truth is that our God is faithful to forgive for the sake of his own Name and because He is, we can say to God, just as David did, "Let me hear you say, "Your sins are forgiven." (Psalm 51:8)



MEDITATING ON THE WORD

1 John 1:5-10
Romans 7:7-25
Psalm 51

ACTIVITIES GUIDE

SPOTTER, LESSON 1: GOD IS FAITHFUL TO FORGIVE

ACTIVITIES FOR THIS LESSON:

- Team Frisbee
- Activity Sheet

ACTIVITY #1 - TEAM FRISBEE

HOW TO PLAY

This game forces partners to work together while they play Frisbee.

- For every four children, you'll need a Frisbee.
- Have 2 sets of partners play Frisbee.
- The pair's arms must be linked at all times, or their legs must be tied together with bandannas or ties.

Say: "When there's sin in our lives, it binds us.

How would being free and unbound have changed your ability to throw and catch?"

- Sin binds us. In what ways would lying bind someone?
- In what ways does sin bind you?

ACTIVITY #2 - SERIES ACTIVITY SHEET

HOW TO USE

The activity sheet has several options for different age groups. The activities are designed to get the children to interact with the Word and with the Big Ideas. You may choose one per week or do them all in a day.

ACTIVITY #3 -





//// SPOTTER

Peak 4: - God is faithful to forgive

Peak: 4 | Lesson: 2 | Grades: 1-5

Notes: We strongly encourage you to split your class time between community building activities and lesson reinforcement. Feel free to use your own resources!

//////////////////// SECTION VERSE

1 JOHN 1:9

“If we confess our sins, He is faithful and just and will forgive us our sins and purify us from all unrighteousness.”

//////////////////// LESSON VERSE

PSALM 38:18

“I confess my iniquity; I am troubled by my sin.”



• **Confession begins with seeing and hating your sins**

ACTIVITIES

- Shape a square
- Peak 4 Activity Sheet


See ACTIVITIES page for instructions!

DISCUSSION QUESTIONS

- What is your attitude toward sin?
- ★ How do you feel when you sin?
- ★ God says He will forgive you now matter what. How does that make you feel?
- ❖ How do you feel when confronted with sin?

GEAR UP!

- Welcome guests
- Have children introduce themselves
- Review past prayer requests
- Record new requests in your journal



TRAIL GUIDE DEVOTIONAL

**"GUESTS, LIKE FISH, BEGIN TO SMELL
AFTER THREE DAYS."**

-Ben Franklin

SPOTTER, LESSON 2: GOD IS FAITHFUL TO FORGIVE

Something Stinks

Ben Franklin is quoted as saying, "Guests, like fish, begin to smell after three days." I think the same thing could be said about sin. If we attempt to hide sin, to cover it up, to "regard" it in our hearts, it is only a matter of time before it will begin to stink up the place. Numbers 32:23 tells us that we can be sure that our, "sin will be discovered. It will be brought out into the open." In Hebrews 4:13 we are reminded that, "Nothing God created is hidden from Him. His eyes see everything. He will hold us accountable for everything we do."

So how does sin begin to stink? King David, the subject of our case study, gives us detailed insight into the very real physical effects of un-confessed sin in the life of a believer.

When I kept silent,
my bones wasted away
through my groaning all day long.
For day and night
your hand was heavy on me;
my strength was sapped
as in the heat of summer.

(Psalm 32:3-4)

Only when David, after being confronted by Nathan, recognizes his sin for what it is and despises it as God does, does he find forgiveness.

Then I admitted my sin to you.

I didn't cover up the wrong I had done.

I said, "I will admit my lawless acts to the Lord."

And you forgave the guilt of my sin. (Psalm 32:5)

Belonging to Christ involves a change of mind, the adoption of a new worldview in which sin is seen through the eyes of God for what it is. Confession begins with seeing and hating our sin. Don't let sin be a guest in your house.

MEDITATING ON THE WORD

Psalm 32:3-5, 38:18,
139:23-24
Numbers 32:23
Proverbs 28:13

ACTIVITIES GUIDE

SPOTTER, LESSON 2: GOD IS FAITHFUL TO FORGIVE

ACTIVITIES FOR THIS LESSON:

- Shape a Square
- Activity Sheet

ACTIVITY #1 - SHAPE A SQUARE

HOW TO PLAY

You will need:

- Blind folds (one for each child or half of the children),
- a roll of toilet paper

Objective: Children will use lengths of cloth or toilet paper to form a square.

- Have each child tear off some length of toilet paper (an arms length at most).
- Blind fold the children in one group (all of your children or half depending on the size of your group). Sit this group in a circle on the floor.
- While blindfolded the children will attempt to assemble their toilet paper pieces into a square.

SHAPE A SQUARE (CONTINUED)

- When they feel they assembled the best possible square have them remove their blindfolds to see how they did.
- Repeat 2-3 without blindfolds (can be the same group or another group if you divided your group in two).
- Read 2 Corinthians 4:4 - "The god of this world has blinded the minds of those who don't believe. They can't see the light of the good news of Christ's glory. He is the likeness of God."
- Ask these questions:

What was it like to play both versions of the game?

How can we compare the game to our lives before and after we accepted Jesus?

ACTIVITY #3 - SERIES ACTIVITY SHEET

HOW TO USE

The activity sheet has several options for different age groups. The activities are designed to get the children to interact with the Word and with the Big Ideas. You may choose one per week or do them all in a day.





//// SPOTTER

Peak 4: - God is faithful to forgive

Peak: 4 | Lesson: 3 | Grades: 1-5

Notes: We strongly encourage you to split your class time between community building activities and lesson reinforcement. Feel free to use your own resources!

//////////////////// SECTION VERSE

1 JOHN 1:9

“If we confess our sins, He is faithful and just and will forgive us our sins and purify us from all unrighteousness.”

//////////////////// LESSON VERSE

PSALM 86:5

“You, Lord, are forgiving and good, abounding in love to all who call on You.”



ACTIVITIES

- Friendship Forgiveness
- Peak 4 Activity Sheet


See ACTIVITIES page for instructions!

DISCUSSION QUESTIONS

- Read Psalm 86:5. How has God like this for you?
- ★ Why did Jesus have to die for our sins?
- ★ What does it mean to, “hate the sin and not the sinner?”
- ◆ When God forgives your sin, what does He do with it?

GEAR UP!

- Welcome guests
- Have children introduce themselves
- Review past prayer requests
- Record new requests in your journal



TRAIL GUIDE DEVOTIONAL

**"WHAT CAN WASH AWAY MY SIN?
NOTHING BUT THE BLOOD OF JESUS"**

SPOTTER, LESSON 3: GOD IS FAITHFUL TO FORGIVE

The Atonement – Paid in Full

Propitiation (Greek – *hilasmos*, meaning an offering to appease an offended party.)

How can a God who hates sin so much just let it go unpunished? When He looks at his creation and sees how scarred and polluted sin has made it, He is greatly offended. How can He not pour out his anger on the guilty? How can God let wrongdoers go free? It doesn't seem fair. Unless, of course, I am the wrongdoer and then my math changes dramatically and forgiveness seems a rather wonderful thing. But the questions are still valid. How is it just to leave sin unpunished?

The short answer is, it wouldn't be just, if that is what God actually did. But sin has been punished. The sins of God's people going all the way back to Adam accumulated and accumulated. All the while God in his great mercy withheld punishment, looking forward to a day when One would pay for it all and wipe out the debt once and for all for those who believed in his coming. "God presented Christ as a sacrifice of atonement, through the shedding of his blood—to be received by faith. He did this to demonstrate his righteousness, because in his forbearance He had left the sins committed beforehand unpunished." (Romans 3:25)

The best news is that, not only did Jesus receive the just wages of the sins of all who went before Him, He also made available that credit of righteousness to all who would believe and receive Him in faith in the future. He became our Passover Lamb. The Lamb was slain, that work is done. It is a historical fact that happened completely outside of us and was purely an act of God. The only question that matters now is have you, by faith, applied the blood of the Lamb to the doorposts of your life? Have your students?

"Jesus paid it all

All to Him I owe

Sin had left a crimson stain

He washed it white as snow"

(Elvina Hall)

MEDITATING ON THE WORD

Romans 3

Psalm 86:5

Ephesians 1:7

Hebrews 10:12, 17

ACTIVITIES GUIDE

SPOTTER, LESSON 3: GOD IS FAITHFUL TO FORGIVE

ACTIVITIES FOR THIS LESSON:

- Friendship Forgiveness
- Activity Sheet

ACTIVITY #1 - FRIENDSHIP FORGIVENESS

HOW TO PLAY

Overview: Kids will explore the art of forgiveness and its relationship to healthy friendships.

You'll need: containers of soap bubbles.

- Have kids form pairs, and give each pair a container of bubbles.
- Explain that they're going to tell each other about a time a friend hurt them or upset them; as they talk, they'll blow a bubble.
- The partner will suggest one way to forgive that person and will then pop the bubble.

(CONTINUED)

- Have kids play and switch roles after about five minutes.
- When everyone has had a chance to share, call them together again.
- Ask volunteers to share what they learned about forgiveness.

Ask:

How was popping the bubbles like forgiving someone?
How can we help each other forgive?

ACTIVITY #3 - SERIES ACTIVITY SHEET

HOW TO USE

The activity sheet has several options for different age groups. The activities are designed to get the children to interact with the Word and with the Big Ideas. You may choose one per week or do them all in a day





//// SPOTTER

Peak 4: - God is faithful to forgive

Peak: 4 | Lesson: 4 | Grades: 1-5

Notes: We strongly encourage you to split your class time between community building activities and lesson reinforcement. Feel free to use your own resources!

//////////////////// SECTION VERSE

1 JOHN 1:9

“If we confess our sins, He is faithful and just and will forgive us our sins and purify us from all unrighteousness.”

//////////////////// LESSON VERSE

EPHESIANS 4:32

“Be kind and compassionate to one another, forgiving each other, just as in Christ God forgave you.”



• **Forgive others as God forgives you**

ACTIVITIES

- Bible Pictionary
- Missionary Letter
- Peak 4 Activity Sheet


See ACTIVITIES page for instructions!

DISCUSSION QUESTIONS

- During our study has God shown you any sin in your life? What should you do?
- ★ Share a time when someone was unkind or unfair to you. Your response?
- ★ Read and discuss Matthew 18:21-35
- ◆ What does it mean to imitate someone? How can we imitate Jesus?

GEAR UP!

- Welcome guests
- Have children introduce themselves
- Review past prayer requests
- Record new requests in your journal



TRAIL GUIDE DEVOTIONAL

"HELP ME NOW TO DO THE IMPOSSIBLE.

FORGIVENESS"

- MATTHEW WEST

SPOTTER, LESSON 4: GOD IS FAITHFUL TO FORGIVE

"Be imitators of GOD, therefore, as dearly loved children" Ephesians 5:1 (emphasis added)

The Bible makes plain that, when we are reborn in Christ, we are called to be "imitators of GOD," that is, imitators of his communicable character attributes, those attributes GOD "shares" with his adopted children. We can know the character of our GOD because it is clearly revealed in scripture. Among his many qualities we find that God is loving, patient, kind, good, joyful, faithful, righteous, generous, courageous, creative, and, not least of all, forgiving. These are traits we should strive to imitate.

"Be kind and compassionate to one another, forgiving each other, just as in Christ God forgave you." (Ephesians 4:32)

Forgiveness is sweet and grace is a great virtue when we are on the receiving end. It is something to rejoice over. But how things change when we are the "offended" party. Suddenly justice takes center stage and we begin to entertain thoughts about whether the offender "deserves" our forgiveness. We focus on our wounds and wallow in our injuries. We think that the kind of forgiveness Jesus offered his enemies on the cross, "Forgive them for they know not what they do," is impossible for us to imitate. After all He is God. But this excuse falls apart when we look a few pages further on into the book of Acts and we see Stephen imitating his Lord in the face of a brutal death by stoning. "Lord, do not hold this sin against them!" Can we hope to attain to this level of forgiveness? I'll let Jesus answer that one. "Ask and it will be given to you; seek and you will find; knock and the door will be opened to you." With God's indwelling Holy Spirit all things are possible.

As we close out this section on forgiveness, we should seek to help the children understand that, on this side of heaven, we are striving to imitate Christ, knowing we will stumble and fall, trusting in his forgiveness when we do, and letting Him pick us up and urge us on to continue the climb He has called us to.

"Not that I have already obtained all this, or have already arrived at my goal, but I press on to take hold of that for which Christ Jesus took hold of me. Brothers and sisters, I do not consider myself yet to have taken hold of it. But one thing I do: Forgetting what is behind and straining toward what is ahead, I press on toward the goal to win the prize for which God has called me heavenward in Christ Jesus." Phil.3-12-14

MEDITATING ON THE WORD

Ephesians 4:32, 5:1

Matthew 6:8-14

Matthew 18: 21-35

Phil. 3-12-14

ACTIVITIES GUIDE

SPOTTER, LESSON 4: GOD IS FAITHFUL TO FORGIVE

ACTIVITIES FOR THIS LESSON:

- Bible Pictionary
- Missionary Letter
- Activity Sheet

ACTIVITY #1 - BIBLE Pictionary

HOW TO PLAY

1. Pick several Bible characters, events, truths, books, and words and write them on index cards or slips of paper in advance.
2. If you have enough children, you can make teams but it is not necessary.
3. Have the children take turns taking from the stack of papers. The child will say whether they picked a character, event, truth, book or word.
4. The designated drawer/artist will have 2 minutes to draw while others attempt to figure out what they are drawing.

BIBLE Pictionary CONTINUED

5. If you have teams, the rules are the same as Pictionary. Each team has 2 minutes to answer what their artist is drawing. At the end of that time, the opposing team may try to answer.
6. Whoever answers correctly is awarded a point.

ACTIVITY #2 & 3 - MISSIONARY LETTER & SERIES ACTIVITY SHEET


Write to a Missionary

You may choose the missionary of the month or one from our missionary directory.

HOW TO USE

The activity sheet has several options for different age groups. The activities are designed to get the children to interact with the Word and with the Big Ideas. You may choose one per week or do them all in a day.





//// SOUL SHERPA

Peak 5: - A Trustworthy Guide

Peak: 5 | Lesson: 1 | Grades: 1-5

Notes: We strongly encourage you to split your class time between community building activities and lesson reinforcement. Feel free to use your own resources!

//////////////// SECTION VERSE

PROVERBS 3:5-6

“Trust in the Lord with all your heart and lean not on your own understanding; in all your ways submit to Him and He will make your paths straight.”

//////////////// LESSON VERSE

PSALM 25:5

“Guide me in your truth and teach me, for you are God my Savior and my hope is in you all day long.”



• We can trust God to guide us

ACTIVITIES

- Blind Shoe Search
- Peak 5 Activity Sheet


See ACTIVITIES page for instructions!

DISCUSSION QUESTIONS

- Do you think God has a plan for your life? What do think it might be?
- ★ From our memory verse, what 3 things should we do? What will God do in response?
- ◆ Who is a leader you admire? What makes God the best leader?

GEAR UP!

- Welcome guests
- Have children introduce themselves
- Review past prayer requests
- Record new requests in your journal



TRAIL GUIDE DEVOTIONAL

"GUIDE ME IN YOUR TRUTH AND TEACH ME"
- PSALM 25:5A

SOUL SHERPA, LESSON 1: Godly Guidance System

Trust in the Lord with ALL your heart

Isn't GPS a great thing? It amazes me that a satellite high above the earth can see me, and when combined with digital mapping software, can tell me how to get from point A to B in the quickest way possible. It amazes me even more to consider that this system can see if there is heavy traffic or an accident along my route and re-direct me around it. If I take a wrong turn it quickly notifies me. "Rerouting." But as amazing as this system is, it is only as good as its underlying data. How many times have you followed your GPS directions only to find out that its map data is incorrect and you are at a dead end or the address data is incomplete and you end up in a business park when you wanted to be at a friend's house? Even when the data is good, it isn't fool proof. An overcast day or poor cell coverage can knock your GPS out completely.

But there is a guidance system that is 100% trustworthy, 100% of the time. Its data is perfectly reliable. It works no matter how dark it gets because to it, "darkness is as light." It is an integrated system that lights your path, turns your darkness to light, guides you on the best path possible, reroutes you when you make a wrong turn, and even provides roadside assistance when you break down along the highways of life. That is our triune God. God's living Word, breathed out by the Father through the Son is its database. It is empowered by his Holy Spirit whose job it is to make known the active presence of God in the world and especially in his children by guiding us into all truth. Our students need to learn early that they can depend, with ALL their hearts, on their failsafe guidance system.

"I will lead the blind by ways they have not known, along unfamiliar paths I will guide them; I will turn the darkness into light before them and make the rough places smooth. These are the things I will do; I will not forsake them." (Isaiah 42:16)

MEDITATING ON THE WORD

Proverbs 3:5-6
Isaiah 42:16
John 8:12
Psalm 119:105
Psalm 23:1-3

ACTIVITIES GUIDE

SOUL SHERPA, LESSON 1: THE HOLY SPIRIT IS OUR GUIDE

ACTIVITIES FOR THIS LESSON:

- Blind Shoe Search
- Activity Sheet

ACTIVITY #1 - BLIND SHOE SEARCH

HOW TO PLAY

This "sole" game helps children loosen up and have fun.

You will need a blindfold for each child.

- Have children form a circle. Then ask them to take off their shoes and toss them in the middle.
- Mix up the shoes.
- Blindfold each player.
- Then mix up the shoes again.
- On "go", have the children try to figure out which shoes are theirs. Encourage them to try on different shoes.
- When the children think they've found their own shoes, have them put on both shoes.

CONTINUED

- Play until everyone is wearing a pair of shoes.
- Have the children take off their blindfolds to see who has matching shoes and who doesn't.


Say : We have a hard time trusting what we can't see and knowing something is true if we can't see it ourselves! How is our faith in Jesus like that? How is it different? (We have God's revealed will in the Bible).

ACTIVITY # 2 - SERIES ACTIVITY SHEET

HOW TO USE

The activity sheet has several options for different age groups. The activities are designed to get the children to interact with the Word and with the Big Ideas. You may choose one per week or do them all in a day.





//// SOUL SHERPA

Peak 5: - A Trustworthy Guide

Peak: 5 | Lesson: 2 | Grades: 1-5

Notes: We strongly encourage you to split your class time between community building activities and lesson reinforcement. Feel free to use your own resources!

//////////////////// SECTION VERSE

PROVERBS 3:5-6

“Trust in the Lord with all your heart and lean not on your own understanding; in all your ways submit to Him and He will make your paths straight.”

//////////////////// LESSON VERSE

JEREMIAH 17:7

“But blessed is the one who trusts in the Lord, whose confidence is in Him.”



• Depend on God and not on what you **THINK** you know

ACTIVITIES

- Trust Games
- Peak 5 Activity Sheet


See ACTIVITIES page for instructions!

DISCUSSION QUESTIONS

- Who do you trust? Why?
- ★ Do you trust God? Why/why not?
- ★ How can you learn to trust God? (knowledge+experience=trust)
- ❖ How can we experience God's will? (Read Romans 12:1-2)

GEAR UP!

- Welcome guests
- Have children introduce themselves
- Review past prayer requests
- Record new requests in your journal



TRAIL GUIDE DEVOTIONAL

"TRUST AND OBEY, FOR THERE'S NO OTHER WAY. TO BE HAPPY IN JESUS, BUT TO TRUST AND OBEY."

SOUL SHERPA, LESSON 2: Lean Not On Your Own Understanding

My mother is infamous for her sense of direction. Or should I say, lack there of. She once followed a car for some distance out of her way because, "they looked like they knew where they were going." She has driven almost out of state before realizing she had taken a wrong turn. Mom was sure she was going in the right direction. She even thought she had recognized some landmarks. It took some time but Mom has learned to lean not on her own understanding when it comes to directions. Nowadays she makes sure she either rides with or follows someone who knows the right path.

How many times have you headed down a path that you were sure was right and wise only to find out that you were on a road to heartache? When we depend on our human discernment and worldly understanding they will fail us in the end. "There is a way that seems right to a man, but in the end it leads to death." (Proverbs 14:12)

We can contrast two great men of scripture in this regard. Saul, the first anointed King over Israel, when pressed, did what he discerned to be the wise thing when Samuel was delayed and an attack seemed imminent. He took it upon himself to sacrifice to the Lord. It might seem to us, on the face of it, to be an intelligent move. Samuel hadn't shown up on time, they were in great danger, and they needed God's favor. But Saul had been told to wait. He did not inquire of the Lord and he did not trust the command he had been given by the man of God. He was leaning on his own understanding. By contrast his successor, King David, inquired of the Lord for almost every big decision he made, with the exception of a few that famously went badly for him. God has given us a trustworthy spiritual GPS system; his Word and his indwelling Holy Spirit, ever present to guide us. Inquire of the Lord and He will make your paths straight. He is our trustworthy teacher and guide. This is a promise of God.

Where is the wise person? Where is the teacher of the law? Where is the philosopher of this age? Has not God made foolish the wisdom of the world?

1 Corinthians 1:20

MEDITATING ON THE WORD

Proverbs 14:12
1 Corinthians 1:20
1 Samuel 13
1 Samuel 23:4

ACTIVITIES GUIDE

SOUL SHERPA, LESSON 2: Lean not on your own understanding

ACTIVITIES FOR THIS LESSON:

- Trust Games
- Activity Sheet

ACTIVITY #1 - TRUST GAMES

HOW TO PLAY

These games are designed to build trust.

- **Running Free:** In pairs, one person is blindfolded. Holding hands, the blindfolded person is lead gradually from a slow walk up to fast running. Swap.
- **Blind Crossing:** Blindfolded people walk towards and find a seeing partner, guided by verbal directions from the seeing partner.
- **Trust Lean/Fall:** Adult leaders play the role of the catcher and have the children take turns leaning, then falling backwards toward their leader. Discuss why they can be trusted (strength, character, ...).

CONTINUED

Does it get easier or more difficult to trust your partner in these games? Why?
How does your partner prove him/herself trustworthy?

How can we build our trust in God?

ACTIVITY # 2 - SERIES ACTIVITY SHEET

HOW TO USE

The activity sheet has several options for different age groups. The activities are designed to get the children to interact with the Word and with the Big Ideas. You may choose one per week or do them all in a day.





//// SOUL SHERPA

Peak 5: - A Trustworthy Guide

Peak: 5 | Lesson: 3 | Grades: 1-5

Notes: We strongly encourage you to split your class time between community building activities and lesson reinforcement. Feel free to use your own resources!

//////////////////// SECTION VERSE

PROVERBS 3:5-6

“Trust in the Lord with all your heart and lean not on your own understanding; in all your ways submit to Him and He will make your paths straight.”

//////////////////// LESSON VERSE

ISAIAH 55:9

“As the heavens are higher than the earth, so are My ways higher than your ways and My thoughts than your thoughts.”



ACTIVITIES

- 2 Paths relay
- Peak 5 Activity Sheet

See ACTIVITIES page for instructions!


DISCUSSION QUESTIONS

- Who helps you make decisions at home? At School?
- ★ Why do you ask for their help?
- ★ If you had to fix a computer who would you ask? (an engineer)
- ❖ What is it about God that makes Him our best teacher? Read James 1:5, Jer. 33:3

GEAR UP!

- Welcome guests
- Have children introduce themselves
- Review past prayer requests
- Record new requests in your journal

• What God thinks and does is always



TRAIL GUIDE DEVOTIONAL

**"I MAKE KNOWN THE END FROM THE
BEGINNING, FROM ANCIENT TIMES."**

ISAIAH 46:10A

SOUL SHERPA, LESSON 3: Our Guide is Good & Sovereign

"Already There"

**From where I'm standing
Lord it's so hard for me to see
Where this is going
And where You're leading me
I wish I knew how
All my fears and all my questions
Are gonna play out
In a world I can't control**

**When I'm lost in the mystery
To You my future is a memory
Cause You're already there
You're already there
Standing at the end of my life
Waiting on the other side
And You're already there
You're already there**

**From where You're standing
Lord, You see a grand design
That You imagined
When You breathed me into life
And all the chaos
Comes together in Your hands
Like a masterpiece
Of Your picture perfect plan**

**Casting Crowns - Writer(s): Bernie Herms, John Mark Hall
Copyright: Songs Of Universal Inc.,
Sony/ATV Tree Publishing, G650 Music**

Amen!

MEDITATING ON THE WORD

**Isaiah 46:10
Isaiah 55:9
Deuteronomy 32:4
Jeremiah 29:11
James 1:5-7
Jeremiah 33:3**

ACTIVITIES GUIDE


SOUL SHERPA, LESSON 3: Our Guide is Good & Sovereign

ACTIVITIES FOR THIS LESSON:

- Straight & Narrow vs Crooked & Wide
- Activity Sheet

ACTIVITY #1 - 2 PATHS RELAY	CONTINUED	ACTIVITY #2 - SERIES ACTIVITY SHEET
<p>HOW TO</p> <ul style="list-style-type: none">- The children will learn that walking in God's straight and narrow path is better than choosing their own way. <p>Supplies: You'll need items to create an obstacle course (tables, chairs, trash cans, string), a stopwatch, paper, pen or pencil.</p> <p>Prep: Set up two obstacle courses, one a straight path and the other a crooked/winding path.</p> <p>Time: 10-15 minutes</p>	<ul style="list-style-type: none">- Divide your group into two equal teams. Have each team line up behind one of the courses.- On "Go" the teams will go through their course in relay style.- Note the time to completion for each team.- Have the teams switch places and repeat.- Ask: "Which course was most difficult?" <p>Read our memory verse out loud.</p> <p>"How is this race like our lives?"</p>	<p>HOW TO USE</p> <p>The activity sheet has several options for different age groups. The activities are designed to get the children to interact with the Word and with the Big Ideas. You may choose one per week or do them all in a day.</p>





//// SOUL SHERPA

Peak 5: - A Trustworthy Guide

Peak: 5 | Lesson: 4 | Grades: 1-5

Notes: We strongly encourage you to split your class time between community building activities and lesson reinforcement. Feel free to use your own resources!

//////////////// SECTION VERSE

PROVERBS 3:5-6

“Trust in the Lord with all your heart and lean not on your own understanding; in all your ways submit to Him and He will make your paths straight.”

//////////////// LESSON VERSE

EPHESIANS 4:6

“one God and Father of all, who is over all and through all and in all.”



• **Make God the center of everything and He will guide you on the best path**

ACTIVITIES

- Blindfold Picasso
- Straight & Crooked Path
- Peak 5 Activity Sheet


See ACTIVITIES page for instructions!

DISCUSSION QUESTIONS

- What does it mean to acknowledge God in all your ways?
- ★ How do you make Jesus the center of your life?
- ★ How can you learn to trust God? (knowledge+experience=trust)
- ❖ What things do you let take Jesus' place on the throne?

GEAR UP!

- Welcome guests
- Have children introduce themselves
- Review past prayer requests
- Record new requests in your journal



TRAIL GUIDE DEVOTIONAL

SO WHETHER YOU EAT OR DRINK OR WHATEVER YOU DO, DO IT ALL FOR THE GLORY OF GOD.

-1 CORINTHIANS 10:31

SOUL SHERPA, LESSON 4: Who is sitting on the throne?

Biblical “Acknowledgement” - Knowing Intimately & Experientially

How many times have you heard something like this, “God first, others second, I’m third,” or, “God, country, family.” Maybe you’ve even said something similar or worn the t-shirt. I know I have. At first glance it seems like a godly enough thing to say and it sure feels good to think we have our priorities straight. Unfortunately it is not at all what God’s Word teaches us. God’s place isn’t first in a list of other lower priorities. He is the center and essence of every priority. We need to make sure that our children are not subjected to this wrong thinking. Whenever love for God is mentioned in scripture it is with all encompassing phrases like, “with all your heart, soul, mind and strength” or “in all your ways acknowledge Him,” or “one God and Father of all, who is over all and through all and in all,” or “all things have been created through Him and for Him.” There is no sacred and secular for the Christian.

“If anyone speaks, they should do so as one who speaks the very words of God. If anyone serves, they should do so with the strength God provides, so that in all things God may be praised through Jesus Christ. To Him be the glory and the power for ever and ever. Amen.” (1 Peter 4:11)

Now matter what we do, we are called to do it as a representation of Christ. What would Jesus be like as a schoolteacher, a lawyer, an IT professional, or a manager? What would Jesus be like as a parent, a son or daughter, a husband or wife, brother, or friend? In all our ways, in all our decisions, in all our activities, in all our roles and thoughts, acknowledge Him. This is not an acknowledging in the shallow English meaning either. The Hebrew word means to know intimately by experience. Search your heart this week. Are you knowing God intimately by experience in all your ways?

MEDITATING ON THE WORD

1 Peter 4:11
Mark 12:30
Ephesians 4:5-6
Colossians 1:16, 3:17
Psalm 34:8

ACTIVITIES GUIDE

SOUL SHERPA, LESSON 4: Who is sitting on the throne?

ACTIVITIES FOR THIS LESSON:

- Blindfold Picasso
- Straight & Crooked Path
- Activity Sheet

ACTIVITY #1 - BLINDFOLD PICASSO

HOW TO

- Going through life without reference to the Bible is rather like trying to draw a picture with your eyes closed - we will make a mess of it!
- Have some children to try this out for themselves on the board. Blindfold your volunteers, then give them instructions to draw something simple like a house. E.g. Draw the basic square house, windows, roof, door, chimney, tree in the garden, sun, etc. The volunteers and the rest of the class will certainly enjoy looking at the finished pictures!

ACTIVITY #2 - STRAIGHT AND CROOKED PATH

We are all on a journey through life, and God has given us two things to help us - His Word, the Bible, and the Holy Spirit. If, however, we try and travel through life on our own - without calling on God to guide us - we will make mistakes, and go off in directions that are not part of God's plan for us.

At the white board have children try to draw a line around obstacles on the Board while blindfolded.

You may do a similar activity walking between two points in the classroom. Show the children how one small deviation from the right path will make a huge difference in their final destination.

ACTIVITY #3 - SERIES ACTIVITY SHEET

HOW TO USE

The activity sheet has several options for different age groups. The activities are designed to get the children to interact with the Word and with the Big Ideas. You may choose one per week or do them all in a day.

